




Ramón Huidobro




Coming To You Live!

***Inclusive, effective, fun
live streaming for DevRel***



 [@hola_soy_milk](https://twitter.com/hola_soy_milk)





I'm Ramón.

(he/him)

From Chile, living in Austria

Head of OSS at CodeSee

DevRel contractor

Coding Instructor

Community member

Mozilla tech speaker

Kids' coding coach

Live streamer

Template Strings in JavaScript on exercism.org

Template Strings

5 exercises

About Template Strings

In JavaScript, *template strings* allows for embedding expressions in strings, also referred to as string interpolation. This functionality extends the functionality of the built in `String` global object.


You can create template strings in JavaScript by wrapping text in backticks. They not only allow the text to include new lines and other special characters, you can also embed variables and other expressions.

```
const num1 = 1;
const num2 = 2;

`Adding ${num1} and ${num2} gives 3.`
```

0/1 exercise completed

Learn Template Strings

 **Custom Signs**


Recommended Learning Exercise


Learn about template strings and the ternary operator ...



Chatterino 2.3.4 hola_soy_milk


hola_soy_milk_ x +



hola_soy_milk_ (live) none


9:50  PretzelRocks: Now Playing: wake up by Lvin Needle -> <https://prtzi.io/X1HKm4y8GXdl3btA>

10:01  PretzelRocks: Now Playing: Eastern Sunrise by Harris Heller -> <https://prtzi.io/fDHAvbJAogjN2F1>


10:02  vallukas: morning 

10:02  casi257: Good morning, Ramón!

10:02  casi257: I'll just make myself a quick coffee ... 

10:03  PretzelRocks: Now Playing: At Our Core by fantompower -> <https://prtzi.io/1kHAB2BzJow2bhY>

Send message as hola_soy_milk_...



But why streaming for DevRel?

Collaboration

But why streaming for DevRel?

Low prep, production cost

But why streaming for DevRel?

Lowering the barrier

But why streaming for DevRel?

***Do I need high-end
equipment and
skills?***

***Do I need high-end
equipment and
skills?***

Absolutely not.

***What kind of
content to
stream?***



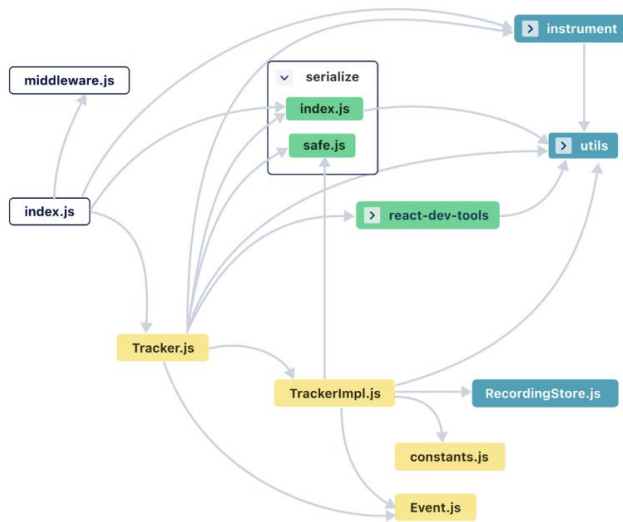


Visualize codebases for faster onboarding.

Map an **entire codebase** in just a few clicks.

Quickly identify cross-code dependencies and navigate between files and folders. With insights to improve your understanding of the codebase and guide onboarding, planning, and reviews.

Try Maps now



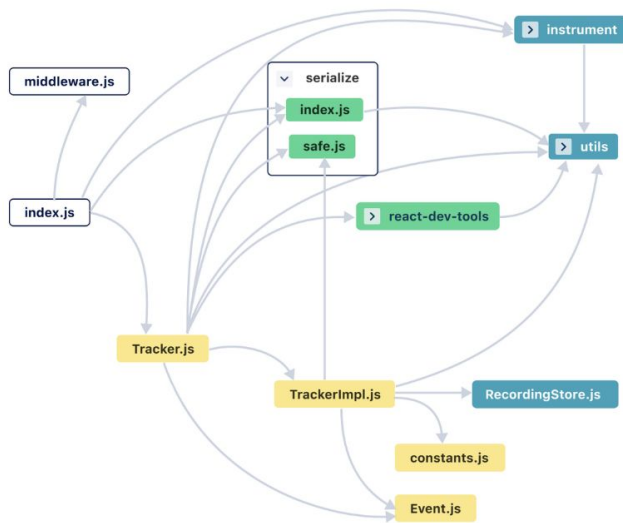



Visualize codebases for faster onboarding.

Map an **entire codebase** in just a few clicks.

Quickly identify cross-code dependencies and navigate between files and folders. With insights to improve your understanding of the codebase and guide onboarding, planning, and reviews.


Try Maps now



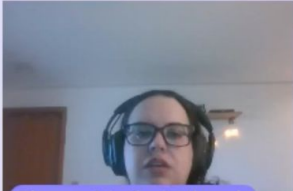
**“Let’s onboard
Ramón to
<PROJECT>!”**



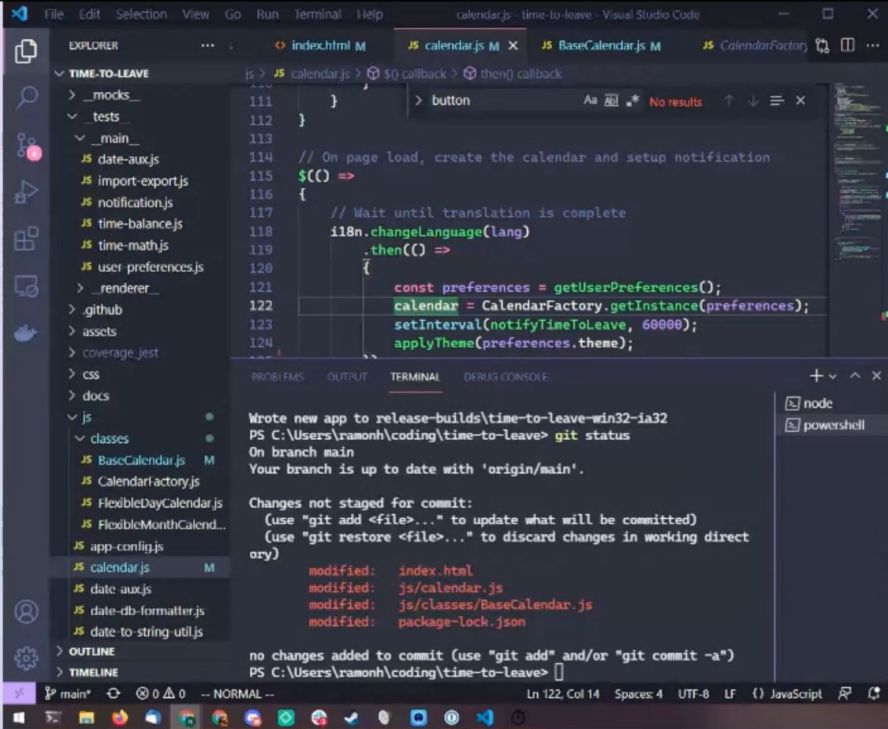
CodeSee
🐦 @codeseeyo



Ramón (he/him) | @hola_soy_...



Thamara (she/her) | @thamyk



```

calendar.js - time-to-leave - Visual Studio Code
index.html M JS calendar.js M JS BaseCalendar.js M JS CalendarFactory
TIME-TO-LEAVE
  _mocks_
  tests
  _main_
  JS date-aux.js
  JS import-export.js
  JS notification.js
  JS time-balance.js
  JS time-math.js
  JS user-preferences.js
  _renderer_
  github
  assets
  coverage_jest
  docs
  js
    classes
      JS BaseCalendar.js M
      JS CalendarFactory.js
      JS FlexibleMonthCalendar.js
      JS app-config.js
      JS calendar.js M
      JS date-aux.js
      JS date-db-formatter.js
      JS date-to-string-util.js
  OUTLINE
  TIMELINE

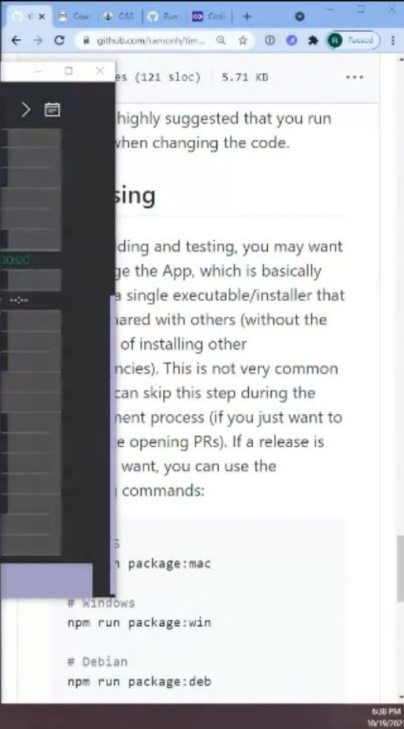
PROBLEMS OUTPUT TERMINAL DEBUG CONSOLE
node powershell
Wrote new app to release-builds\time-to-leave-win32-ia32
PS C:\Users\ramon\coding\time-to-leave> git status
On branch main
Your branch is up to date with 'origin/main'.

Changes not staged for commit:
  (use "git add <file>..." to update what will be committed)
  (use "git restore <file>..." to discard changes in working directory)

   modified:   index.html
   modified:   js/calendar.js
   modified:   js/classes/BaseCalendar.js
   modified:   package-lock.json

no changes added to commit (use "git add" and/or "git commit -a")
PS C:\Users\ramon\coding\time-to-leave>

```



github.com/ramonhuidobro/time-to-leave

highly suggested that you run when changing the code.


ing

ding and testing, you may want ge the App, which is basically a single executable/installer that shared with others (without the of installing other ncies). This is not very common can skip this step during the nent process (if you just want to e opening PRs). If a release is want, you can use the commands:

```

package:mac
# Windows
npm run package:win
# Debian
npm run package:deb

```

- Awareness
- Exposure to projects' communities
- Bring in contributors
- Opportunity to make friends! 

Guest Guidelines

<https://github.com/Codesee-io/streaming-guidelines>

Scheduling



Channel ? + ✉ 💬 ⌵

CREATOR DASHBOARD ←

- Stream Manager
- Insights
- Community
- Content
- Settings
- Stream
- Channel**
- Moderation
- Affiliate
- Viewer Rewards
- Streaming Tools
- Extensions
- Creator Camp
- Safety Center

NEW Timezone is localized Your viewers see your schedule in their own timezone ✕


Add Stream Delete schedule

Vacation Mode

Monday
No stream scheduled

Tuesday
No stream scheduled

Wednesday
No stream scheduled

Thursday

Open Source Thursdays!
 Software and Game Development
 🔄 Every Thursday • 17:30 - 19:00 GMT+1 ✎ 🗑️

Friday
No stream scheduled

Saturday
No stream scheduled

https://dashboard.twitch.tv/u/<YOUR_USERNAME>/settings/channel

Channel ? + ✉ 💬 ⌵

CREATOR DASHBOARD ←

- Stream Manager
- Insights
- Community
- Content
- Settings
- Stream
- Channel**
- Moderation
- Affiliate
- Viewer Rewards
- Streaming Tools
- Extensions
- Creator Camp
- Safety Center

NEW Timezone is localized Your viewers see your schedule in their own timezone ✕

Add Stream Delete schedule


Vacation Mode

Monday
No stream scheduled

Tuesday
No stream scheduled

Wednesday
No stream scheduled

Thursday



Open Source Thursdays!
Software and Game Development
🔄 Every Thursday • 17:30 - 19:00 GMT+1

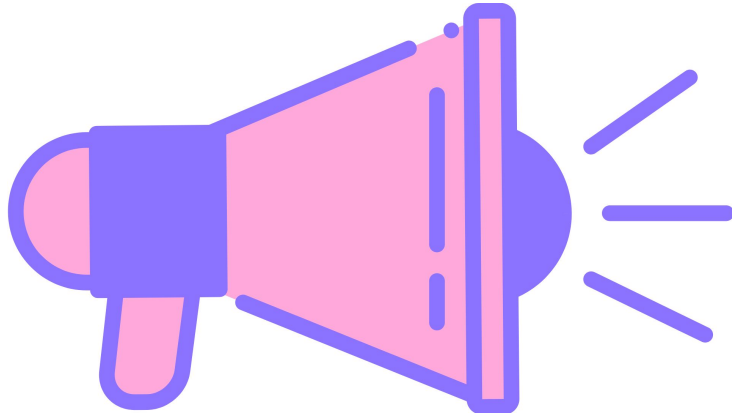
✎ 🗑

Friday
No stream scheduled

Saturday
No stream scheduled

Being consistent is key!

Announcement Graphics



OSS Thursdays feat. Distribute Aid



Hacking with GraphQL, Contentful, Gatsby and icon fonts

HOST **Ramón Huidobro** @hola_soy_milk

GUEST **Taylor Fairbank** @borderless_dev

August 19th, 12pm EDT
twitch.tv/codeseio



<https://twitter.com/Codeseio/status/1428367718600740867>

OSS Thursdays feat. Distribute Aid



Hacking with GraphQL, Contentful, Gatsby and icon fonts

HOST **Ramón Huidobro** @hola_soy_milk

GUEST **Taylor Fairbank** @borderless_dev

August 19th, 12pm EDT
twitch.tv/codeseeo



Please remember to set an alt text!!

What will you design?



For you



Presentations



Social media



Video



Print products



Marketing



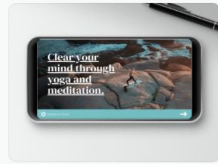
Office



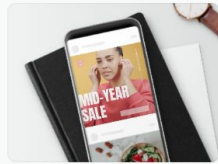
More



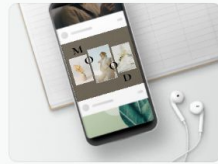
Presentation



Video



Instagram Post




Facebook Post



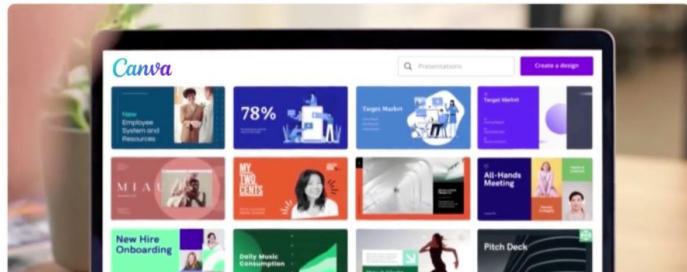
Poster



Logo



Flyer



Start inspired

With thousands of professional templates, images and quality content to choose from, get a headstart on bringing your best ideas and work to life.

<https://canva.com>



OSS Port social template

File Edit View Insert Format Slide Arrange Tools Add-ons Help Last edit was made 5 days ago by Alexandra Matthiesen

Background Layout Theme Transition

- 25 Let's onboard Ramón to: Distribute Aid
- 26 Let's onboard Ramón to: Shopyo
- 27 Let's onboard Ramón to: Time to Leave
- 28 Let's onboard Ramón to: SQLfuzz
- 29
- 30

Let's onboard Ramón to:
Shopyo

10/12 at 3p ET
<https://twitch.tv/codeseeo>

RAMÓN HUIDOBRO
@hola_soy_milk

ABDUR-RAHMAAN JANHANGEER
@osdotsystem

OSS PORT CREATED BY **CodeSee**

Click to add speaker notes

Time Zone Inclusivity





<https://everytimezone.com/>

Tools: OBS + Zoom





we made a contribution to the project
free code

<https://obsproject.com/>

Tools: StreamYard



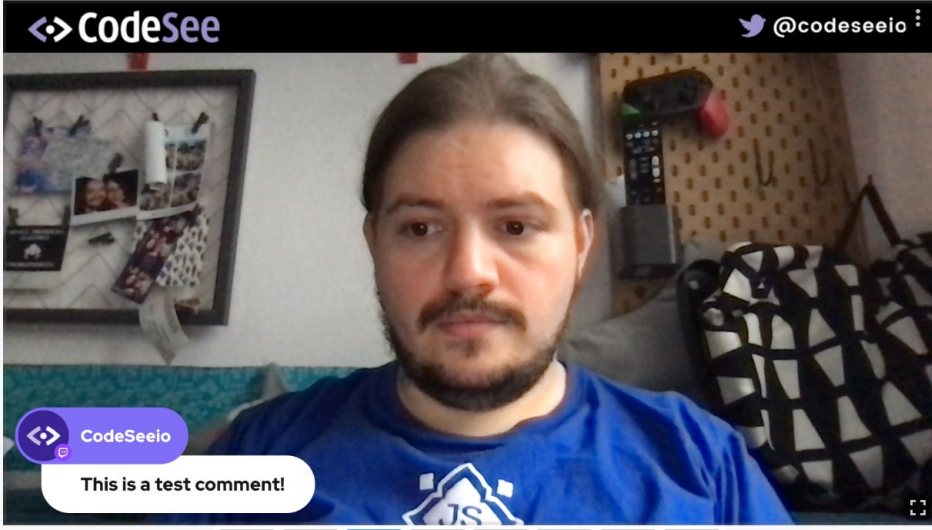


This is a stream

Edit



Go live



CodeSeeio

This is a test comment!



Ramón Huidobro (...)

- Mute
- Stop cam
- Cam/Mic
- Share
- Invite
- Leave studio

[Having issues?](#)



StreamYard

Live viewer comments show up on StreamYard. This is an example. Click on a comment to show it on screen.



CodeSeeio 03:27 PM

This is a test comment!

Comments

Banners

Brand

Private chat

Settings



Post a comment

Chat

StreamYard

- All in the browser
- Straightforward screenshare
- Presets for scenes
- Assets on the cloud
- No captions out of the box

OBS + Zoom

- Runs locally on pc
- Manual screensharing
- Manual scenes
- Local assets and scenes
- No captions out of the box

Closed/Open Captioning



Closed/Open Auto-Captioning



📄 azure-pipelines.yml

CI: set version 0.19b, use OBS 27 deps

5 months ago

☰ README.md

Closed Captioning OBS Plugin

Provides closed captioning via Google Cloud Speech Recognition API as a standalone OBS plugin, no other tools required. It's fully optional to viewers and uses Twitch's built in caption support which works on livestreams and in VODs on PC, Android and iOS, no Twitch extension required.

Features:

- Completely optional for viewers on all platforms
- Captions only when the microphone source is unmuted and active to ensure safety
- Works live and in VODs, no Twitch extension required
- Requires no extra tools or website open
- Supports many common languages with western character sets
- Supports OBS delay
- Open Caption support via OBS Text Sources for sites that don't support closed captions
- Saving captions transcripts as SRT Subtitle files (.srt)
- Text filtering with custom word and phrase removal and replacement
- Supports captioning all stream audio instead of just a single source

Notes:

- The caption delay is usually less than half a second and should not be noticeable to viewers.
- The plugin only captions the selected audio source when it's not muted and when it's used on the current

Packages

No packages published

Contributors 2



ratwithacompile



chrisforrence Chris Forrence

Languages



This block contains two screenshots. The left screenshot shows a web browser displaying a freeCodeCamp tutorial page titled 'Fork the repository on GitHub'. The page explains that forking is a step to get your own copy of the repository. It includes a 'Tip' section with URLs for the main repository and a user's fork. The right screenshot shows a terminal window with the following commands and outputs:

```
~/coding/open-source node -v
v14.16.0
~/coding/open-source npm -v
6.14.11
~/coding/open-source
```

hello everybody hope you all had a wonderful week I am so excited to be here today to do another session of open-source Thursday's hope you can all hear me fine this

<https://www.youtube.com/watch?v=SDhFqG-HpjQ>

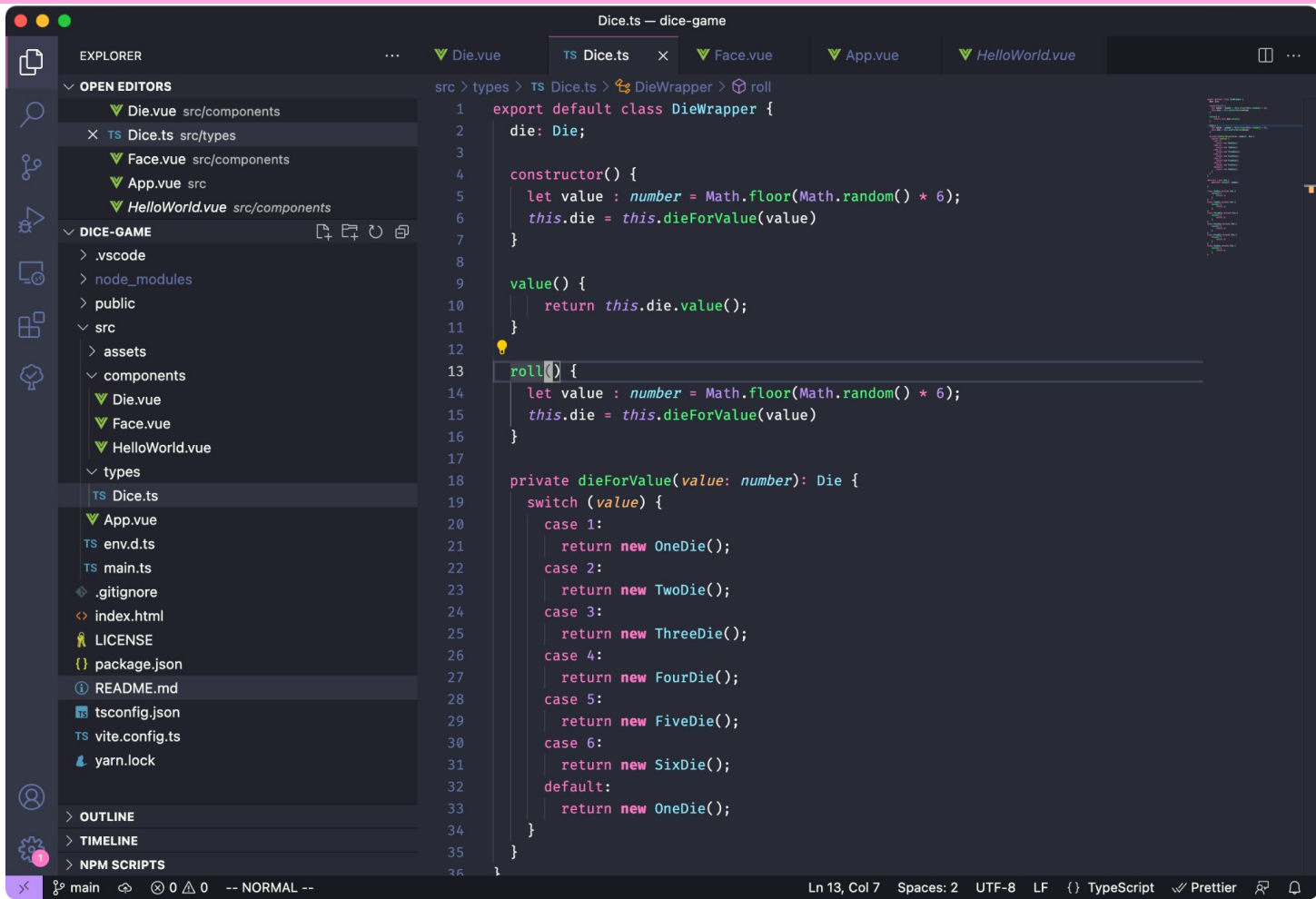


we made a contribution to the project
free code

<https://www.youtube.com/watch?v=M8wk1U2pL5Q>

Keepin' it inclusive: Font Sizes





The image shows a VS Code editor window titled "Dice.ts — dice-game". The Explorer sidebar on the left shows a project structure with folders like "src/components" and "src/types", and files like "Die.ts", "Face.ts", "App.ts", and "HelloWorld.ts". The main editor area displays the following TypeScript code:

```
1 export default class DieWrapper {
2   die: Die;
3
4   constructor() {
5     let value : number = Math.floor(Math.random() * 6);
6     this.die = this.dieForValue(value)
7   }
8
9   value() {
10    return this.die.value();
11  }
12
13  roll() {
14    let value : number = Math.floor(Math.random() * 6);
15    this.die = this.dieForValue(value)
16  }
17
18  private dieForValue(value: number): Die {
19    switch (value) {
20      case 1:
21        return new OneDie();
22      case 2:
23        return new TwoDie();
24      case 3:
25        return new ThreeDie();
26      case 4:
27        return new FourDie();
28      case 5:
29        return new FiveDie();
30      case 6:
31        return new SixDie();
32      default:
33        return new OneDie();
34    }
35  }
36 }
```

***“Is the font size
okay?”***

Dice.ts — dice-game

EXPLORER ... ▾ Die.vue TS Dice.ts × ▾ Face.vue ▾ App.vue ▾ HelloW

OPEN EDITORS

- ▾ Die.vue src/com...
- ✕ TS Dice.ts src/types
- ▾ Face.vue src/co...
- ▾ App.vue src
- ▾ HelloWorld.vue...

DICE-GAME

- > .vscode
- > node_modules
- > public
- ▾ src
 - > assets
 - ▾ components
 - ▾ Die.vue
 - ▾ Face.vue
 - ▾ HelloWorld.vue
 - ▾ types
 - TS Dice.ts
 - ▾ App.vue
- > OUTLINE
- > TIMELINE
- > NPM SCRIPTS

src > types > TS Dice.ts > DieWrapper > roll

```

1  export default class DieWrapper {
2      die: Die;
3
4      constructor() {
5          let value : number = Math.floor(Math.random() * 6);
6          this.die = this.dieForValue(value)
7      }
8
9      value() {
10         return this.die.value();
11     }
12
13     roll() {
14         let value : number = Math.floor(Math.random() * 6);
15         this.die = this.dieForValue(value)
16     }
17
18     private dieForValue(value: number): Die {
19         switch (value) {
20             case 1:
21                 return new OneDie();
22             case 2:
23                 return new TwoDie();
24             case 3:

```

Ln 13, Col 7 Spaces: 2 UTF-8 LF {} TypeScript ✓ Prettier

Background Music





What is Pretzel?

Get Premium

Download

Sign up

Stream-safe music for Livestreamers

Tens of thousands of hours of Twitch and YouTube safe music, don't get DMCAed

Download for macOS


Play in browser

Compact Mode



<https://pretzel.rocks>

Follower Notifications






//// STREAM

**STARTING
SOON**


 @codeseio

 @codese.io






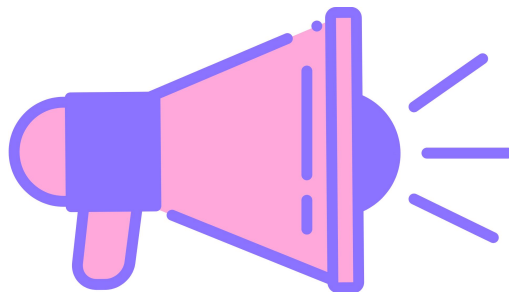
Start 5 minutes early

Chat Moderation



Chatter Consideration





***Remember:
we're live,
things happen***

***Also remember:
go easy on yourself!***

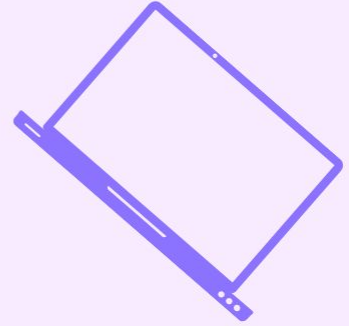
***Also also remember:
you can do it!***

Resources:

- Onboarding Stream Example: <https://www.youtube.com/watch?v=RhU83qimXcA>
- Scheduling: https://dashboard.twitch.tv/u/%3CYOUR_USERNAME%3E/settings/channel
- Guest Guidelines: <https://github.com/Codesee-io/streaming-guidelines>
- Banner graphics: <https://canva.com/>
- Dynamic timezone links: <https://everytimezone.com/>
- OBS: <https://obsproject.com/>
- StreamYard: <https://streamyard.com/>
- OBS captioning plugin: <https://github.com/ratwithacompiler/OBS-captions-plugin>
- Background music: <https://pretzel.rocks/>
- My slides: <https://ramonh.dev/coming-to-you-live.pdf>



Ramón Huidobro



***Thank you,
frens!***



[hola_soy_milk](#)



[hola_soy_milk_](#)

